



# Corporate Services Scrutiny Panel

## Government Plan 2021-24 Focus Group Results

# Aim and Objectives

The research project **aim** was to explore views on Jersey's new Government Plan 2021-2024.

Specific **objectives** were to include exploring:

- awareness and knowledge of the new Government Plan, plus how aware, eg Government communications and/or social or traditional media coverage etc
- individuals views of specific projects related to the Panel's remit eg spending £117m on major infrastructure projects in 2021 such as refurbishing/extending schools, sewage treatments works, new IT systems, etc.
- the financial implications of the proposed changes to the taxpayer
- any areas of concern for the public regarding the Government Plan eg net expenditure £1,047m in 2021, and by 2024 predicted to be £967m, higher expenditure than income until 2023, running a budget deficit, plus saving £40m in 2021 by finding ways to work more efficiently as well as rebalancing public finances through one off sales and revenue raising measures
- views of revenue raising measures, as well as views of plans for Public Funds and other Public Finances, also borrowing up to £336m in 2021 to cover costs of responding to the pandemic

**Outcome:** Provide public views and perceptions to inform the Corporate Services Scrutiny Panel about the new Government Plan 2021-2024 built upon evidence based research.

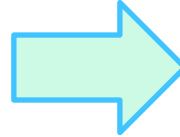
# What we've done...

## Sample

General islanders were invited to participate by 4insight and then completed the agreed screening / profiling questionnaire.

4insight ensured that we invited and **included a diverse mix of socio-demographics** such as age, income level, employment status, Parish, gender, ethnicity etc. in each focus group.

4insight **excluded** any respondents who worked, or had immediate family who worked at a senior level in Government or in policy, in the media, were politicians, or those actively politically lobbying.



## 3 focus groups

Exploring the objectives and key questions to achieve depth & understanding from BOTH the rational and emotional perspective of the new Government Plan 2021-2024.

Professional, impartial focus groups;

- 2 groups with general islanders
- 1 group with participants from last year's Government Plan research

All groups were held in 4insight's observation studio allowing live viewing and the opportunity to ask questions prior to closing.

Each group lasted 90-110 mins and was conducted to an agreed discussion guide.

# Detailed Results

# First words on “the new Government Plan 2021-2024 for Jersey”

Sentiment mainly negative,  
or around lack of awareness.  
4 mentions of Coronavirus

**What's new?**  
**Coronavirus**  
**Lacks vision**  
**Old fashioned**  
**Is there one?**  
**Pie in the sky**  
**Covid influence**  
**Future**  
**Good idea to plan**  
**Confined**  
**Template for future**  
**Short-term**  
**What about the old one?**  
**Appeal to widest population**  
**I've heard of it but seen few details**  
**Aspirational - possibly unrealistic**  
**Different**  
**Nothing has changed**  
**Unfamiliar**  
**Same old plan again**  
**Woolly**  
**Expensive**  
**Financial impact**  
**Money**  
**Covid lockdown**  
**Political spin**  
**More reactive**  
**Covid driven**  
**New hospital**  
**No recovery**  
**Don't know**  
**Objectives**

# First words on “the old Government Plan for Jersey”

**Structured**  
**Well designed**  
**Long-winded**  
**Long-tenure**  
**Achievable goals**  
**Aspirational**  
**Lengthy document**

2x Long-winded  
3 mentions of length of plan  
NB group from last year's review

# Low awareness of new Government Plan 2021-2024



Overall, there was low awareness of the Government Plan 2021-2024

The sources for those aware were news outlets, social media and the gov.je website (whilst reviewing info/jobs)

Very few had read the Plan. However, some felt the interest was heightened this year due to increase in media attention regarding COVID19

Perception of the Plan was that it needs to be more digestible and easy to read, more succinct information and easy to access

Some respondents were confused regarding the previous Government Plan and its' relevance, as well as the need for a new Plan

One group perceived the plan had missed out a population policy and the need for election reform

Some confusion with the Island Plan

There was heightened interest in some aspects of the plan, such as Prior Year Basis Tax Reform and the COVID19 response

*"Picked up on new tax reform, how it's going to be funded, so it fed into the government plan, that was the catalyst"*

*"The impact of COVID, job security, health, there's probably more public interest, how are they protecting us and our family, more public engagement this year probably"*

*"Way too many pages and waffle, I'm 23 I don't have time, just give key points, key summary, I just can't be bothered"*

*"I'll tune into press conferences then read up on something I'm interested in, but wouldn't go and read all of it"*

*"It's good but it's not focussed on the things destroying our island - which is the unreformed government and the out of control population"*

*"I hadn't heard of it, I only looked at it when I got recruited"*

*"What about the old one? 4-5 year plan a couple years ago? Is the new one on top of the old one? I don't understand"*

*"I'm sure I've heard about it through news, also been looking at gov.je throughout corona"*

*"I was aware from Channel News, I watch every day"*

# Skepticism regarding headline figures presented

*"The Government's net expenditure will be £1,047 million in 2021, and by 2024 is predicted to be £967 million. The Government is planning to have higher expenditure than income until 2023, running a budget deficit. The Government is planning to spend £24 million on new projects in 2021."*

Overall, they felt the numbers were "guesses"

Some felt the numbers were not surprising and much expected

However some felt they are quite optimistic considering effect of COVID19

Some wondered what the "new projects" would be

*"Seems a lot, is that what towns of 100k people in the UK spend in a year? Seems astronomical!"*

*"It brings to mind is COVID going to magically disappear?"*

*"It's a guess of what the figures will be, finger in the air, might be a good guess"*

*"That's incredible with COVID situation and it might not go away"*

*"Expected, no surprise, not going to be making money right now"*



# Confusion regarding income by year figures & trends

2019 Revised Forecast (\$'000)	2021 Estimate (\$'000)	2022 Estimate (\$'000)	2023 Estimate (\$'000)	2024 Estimate (\$'000)
<b>Income Tax</b>				
434,000	461,000	500,000	534,000	562,000
12,000	12,000	12,000	12,000	12,000
9,000	9,000	9,000	9,000	9,000
545,000	592,000	633,000	665,000	693,000
<b>Goods &amp; Services Tax (GST)</b>				
65,300	75,300	83,000	93,000	103,000
0	0	0	0	0
1,870	1,870	1,870	1,870	1,870
77,170	77,170	84,870	94,870	104,870
<b>Stamp Duty</b>				
3,344	3,344	3,344	3,344	3,344
1,071	1,071	1,071	1,071	1,071
85	85	85	85	85
1,288	1,288	1,288	1,288	1,288
16,075	16,075	16,075	16,075	16,075
21,044	21,044	21,044	21,044	21,044
34	34	34	34	34
409	409	409	409	409
2,136	2,136	2,136	2,136	2,136
62,776	62,776	62,776	62,776	62,776
<b>Stamp Duty</b>				
24,596	24,596	24,596	24,596	24,596
2,400	2,400	2,400	2,400	2,400
2,034	2,034	2,034	2,034	2,034
29,030	29,030	29,030	29,030	29,030
<b>2020-2024</b>				
6,350	6,350	6,350	6,350	6,350
0	0	0	0	0
0	0	0	0	0
6,350	6,350	6,350	6,350	6,350
<b>2025-2029</b>				
174,300	174,300	174,300	174,300	174,300
15,200	15,200	15,200	15,200	15,200
9,000	9,000	9,000	9,000	9,000
5,000	5,000	5,000	5,000	5,000
193,500	193,500	193,500	193,500	193,500
18,900	18,900	18,900	18,900	18,900
795,429	806,915	863,328	916,724	966,891

Overall, confused on how the numbers have been worked out

Increase in Income Tax perceived to be linked to Prior Year Basis tax reform

Low 2020 Stamp Duty Income compared to estimate for 2021-24, perceived to be impact of COVID19, not many sales of homes

Confusion in Income figures for Tobacco, plus the low and high spike pattern across the years

Expectation GST will increase in near future

Call for 2019 pre COVID19 numbers to compare when looking at imported alcohol income due to COVID19 impact

*"This doesn't mean a great deal to me, GST is that going up?"*

*"Where have they plucked these numbers from? Who came up with these numbers?"*

*"These numbers are very strange, tobacco increases go down increase go down, don't see where pattern comes from, this doesn't mean a lot to me"*

# Thoughts on spending by Strategic Priority

Table 3 – Total expenditure by CSP priorities 2021-24

Expenditure		2021	2022	2023	2024
		Allocation (£000)	Allocation (£000)	Allocation (£000)	Allocation (£000)
Put children first	Revenue	161,616	161,616	161,616	161,616
Put children first	Capital	19,013	17,000	13,010	26,779
Put Children First Total	Total	180,629	178,616	174,626	188,395
Improve wellbeing	Revenue	288,096	247,625	246,090	242,450
Improve wellbeing	Capital	37,046	13,979	13,000	8,750
Improve Wellbeing Total	Total	325,142	261,604	259,090	251,200
Vibrant economy	Revenue	91,148	90,740	91,726	79,788
Vibrant economy	Capital	4,030	750	0	0
Vibrant Economy Total	Total	95,178	91,490	91,726	79,788
Reduce inequality	Revenue	161,483	151,095	153,263	205,791
Reduce inequality Total	Total	161,483	151,095	153,263	205,791
Protect our environment	Revenue	24,013	24,503	23,613	23,468
Protect our environment	Capital	18,112	16,993	23,975	10,950
Protect our Environment Total	Total	42,125	41,496	47,588	34,418
Modernising Government	Revenue	71,440	81,380	82,759	99,800
Modernising Government	Capital	40,070	23,230	19,150	6,371
Modernising Government Total	Total	111,510	104,610	101,909	106,171
Support	Revenue	209,439	203,303	208,100	207,988
Supporting services outside CSP	Capital	85,018	87,318	87,193	87,193
Supporting services outside CSP	Revenue	14,842	14,405	14,096	13,140
Initiation and Supportive Decisions	Capital	2,000	20,000	18,000	21,000
Initiation and Supportive Decisions	Revenue	0	0	0	0
<b>Total</b>		<b>1,047,340</b>	<b>955,480</b>	<b>924,735</b>	<b>993,098</b>

Mixed perception of importance of priorities

Confusion of why 'Vibrant Economy' decreases dramatically

Skepticism regarding the trends across the years

Lack of understanding for one group, perceived 'Modernising Government' meant reform the electoral system. Other groups perceived improving computer/IT systems

Some at first did not realise the amount of money shown, as missed the '000s' at the top

Some felt Protecting the Environment numbers should not decrease as years go on, as it is an ongoing issue

"Hard for me to know if it's right or wrong it's just numbers, but the fact they've worked it out is great"

"Wellbeing is shocking over here, needs to improve"

"I think protect environment is way too low, surely it should increase with things to do with climate change, sustainability, wouldn't think it's going to be sorted by 2022 so I wouldn't have dropped it, should go up"

"Spend all this money on putting children first, why are some kids turning up to school unfed?, need the Co-op to sponsor their meals. Is this all the salaries for specialists?"

"Major drop off in Wellbeing"

"Why does it go up then down then up again, if they're modernising the government why is it not going down every year, constantly going to the UK, going to 'experts' who aren't local"

"For me its means reform (Modernising Government), it's like how they were changing names of buildings so silly, changing stationery, accessing the Government is crap"

# Thoughts on spending by Department

Table 4 – New Revenue investment by department 2021-24

Department	Values			
	2021 Allocation (£000)	2022 Allocation (£000)	2023 Allocation (£000)	2024 Allocation (£000)
Chief Operating Office	2,500	2,310	1,680	1,535
Children, Young People, Education and Skills	8,149	13,153	13,403	14,036
Customer and Local Services	0	108	108	108
Health and Community Services	6,995	8,695	6,495	4,495
Infrastructure, Housing and Environment	1,691	1,633	1,483	6,483
Justice and Home Affairs	464	464	464	464
Office of the Chief Executive	2,466	2,466	2,466	2,466
Treasury and Exchequer	2,194	2,612	2,612	2,612
Non-Ministerial	254	396	334	367
Covid-19 Response	87,277	26,590	25,642	12,602
<b>Grand Total</b>	<b>111,990</b>	<b>58,427</b>	<b>54,687</b>	<b>45,168</b>

Many perceived uncertainty of numbers as “you don’t know what will happen”

Overall participants felt that spending should continue especially on infrastructure and public services

Education perceived improved, however mental health system perceived still poor

Confusion around why investment in CLS is 0 for 2021

Worry in lack of investment for Justice and Home Affairs as well as Environment, compared to Chief Operating Office, lack of awareness of what happens in COO

Perceived big jump in 2024 for Infrastructure, Housing & Environment needed due to call for more Housing

Many asked whether the cost of the new hospital is included in the costs

Confusion of why Health spending will be decreased

*“The COO has 5x the amount of Home Affairs!”*

*“Drives me mad, these figures going across aren't accurate, can budget for next year, but 2,3,4 years you don't know what will happen”*

*“We have an ageing population, health spending should not be going down*

*“Environment funding is very low, it [environment] will help well being; I work with young people, their first priority is the environment”*

*“Not a lot in Home Affairs”*

*“There’s nothing for CLS?”*

*“Why is CLS 0? If any of those departments were 0 it would raise an eyebrow”*

# Overall Arts, Heritage and Culture investment perceived an important investment, helps increase wellbeing and upholds Jersey's identity

Table 7 – Arts, Heritage and Culture funding

	2021 Estimate (£000)	2022 Estimate (£000)	2023 Estimate (£000)	2024 Estimate* (£000)
Departmental Net Revenue Expenditure less Covid-19 spend	802,690	830,765	817,368	890,354
Target A.H.C.	8,027	8,308	8,174	8,804
Base budget per Government Plan 2020 - Arts, Heritage and Culture	4,628	4,628	4,628	4,628
Investment in GP2021-24 - Arts, Heritage and Culture	1,349	3,595	3,376	3,336
Estimated inflation 2022-2024		90	194	204
Total expenditure GP2021-24 - Arts, Heritage and Culture	5,977	8,313	8,198	8,168
% spend on Arts, Heritage and Culture		1.00%	1.00%	0.93%

Some perceived 1% was not enough and would prefer even more investment

*"These things will never make money but they are a service, if that's what they need to be vibrant and worthwhile, go for it"*

*"I don't think the priority now should be arts and culture, should be using as much as possible to recover from covid"*

*"It's like having a house, if you don't spend money on it, quality will go down, they haven't spent enough money on these things before"*

*"We are stuck on Jersey, I am so upset about the amount of people who don't understand the culture and don't want to be involved, now is a prime opportunity to educate on culture, should be higher than 1%"*

*"Its positive, important to continue, for our identity, opera house art centre crying for more support, helps wellbeing, it's our identity, heritage brings in tourism it might help increase revenue"*

**The Government plans to spend £117 million on major infrastructure projects in 2021, such as refurbishing/extending schools, sewage treatments works, new IT systems, etc. This compares to £91 million allocated to be spent in 2020.....**

Majority of respondents felt the priority is spending money to recover from COVID rather than saving

When asked about using current assets many preferred increasing the value and efficiency of services

*"I like infrastructure spending, improve it, things like fibre optic network"*

*"They can't look after the property they have now...the old police station, big building just left it empty, no one wants to take it 'cause it needs gutting and a new roof!"*

*"I'm more interested in improving services than saving money"*

# Most agreed with borrowing versus using the rainy day fund

Overall perception on borrowing deemed positive due to current low interest rates, rather than using the 'rainy day fund'

A few believe now is the time to use it as we are in a 'rainy day'

*"If we used it and then something happened in 2023, what happens then?"*

*"Grateful for government as husband was able to furlough staff"*

*"We should use the rainy day fund, why would I borrow when I've got cash sitting there"*

*"I gave my 8 year old her £100 and she was over the moon"*

*"Rates are low, can borrow at a lot cheaper than the capital gains on the rainy day fund"*

*"I noticed the Social Security difference. Mine was about £100"*

*"I pay 14% Social Security as I employ and am self employed. Should not have a cap on social security (for employed), guys I know earning millions who pay less than me and I earn a fraction, there shouldn't be a ceiling on it"*

Co-funding business staff costs IF income down at least 30%

Fiscal stimuli mentioned:

Spend local £100 card, very positive response

2% less social security for employed noticed by some and deemed positive, however one expressed great difficulty with how much he's financially suffered being self employed

# Thoughts on transparency

Overall, respondents felt it was hard to gauge transparency of the plan without reading it in detail. However, respondents felt there could be more transparency in certain places

There was also a feeling that the Plan wasn't very accessible to the average Jersey citizen due to its length and wording. There were calls for a more accessible, shorter version to allow all people to see a summary of the Plan. Some respondents also suggested more publicity regarding the plan

There was an overall need for accountability and clarity on how the success of the projects would be measured

Respondents also wanted to see breakdowns of certain figures. This included spending in the Chief Operating Office and the efficiency savings in the Children and Housing sector

*"Way too many pages, way too much waffle, is that to deter people?"*

*"There's something a bit woolly about how they measure success. We need accountability"*

*"I feel like they don't advertise it because they don't want people to see it"*

*"How are we going to measure? Are we going to hold people accountable for implementing the plan?"*

*"Do we know what the chief is? Who is the Chief? Chief Operating Office and Chief Executive Office sound like the same thing. A lot on Chiefs, lack of transparency"*

*"A lot of us want more transparency and to know about what's happening"*

# Headline tax proposals

Overall, respondents agreed with **the tax proposals**

Some respondents felt there should be **more tax focussed on the super-rich** who they feel may not be paying their fair share. This should either be through removing the limit on social security payments or increasing stamp duty on high value properties (£2M+)

There was strong support to **increase tax on tobacco and vaping** as these habits put strain on the health service and some felt these are a choice, unlike income and use of petrol

Some **supported increase on tax of petrol** as it encourages use of electric vehicles, public transport and sustainable transport. However, some **felt it may disproportionately affect lower income residents**

Overall support for the 2p from petrol going to the Climate Emergency Fund. Some felt this should go towards subsidising bus fares. For children especially

Many felt **alcohol should not be taxed further** as it is already too high. Some felt it positively impacts well-being; especially for the lonely. Some felt it should be taxed further as it helps to discourage antisocial behaviour and reduce long-term health problems for the population

# Headline tax proposals

*"You're hitting the poor by doing that [petrol], rich people don't care"*

*"2p to climate emergency fund is good, hope it'll be providing other transport choices"*

*"Need to increase tax on alcohol to pay for medical treatment for it, Jersey has a massive drinking problem"*

*"Up stamp duty on property above £2 million"*

*"I think it's far too high anyway [alcohol duty], loneliness is the biggest mental health issue, can't just go sit in a pub if you can't afford a pint"*

*"The super wealthy are an untapped resource"*

*"In Finland, people don't drink because a pint is like £8"*

*"Put bespoke tax onto vape, we don't know long term impact of vape might be future health impact"*

*"Tobacco should be more, I hate smoking, should really increase, needs to be a strong statement"*



# Efficiency savings

Many people were confused about the premise of efficiency savings. They wondered how a department could be investing a lot of money and simultaneously saving

The wording 'efficiency savings' was preferred to 'rebalancing' or 'recovery plan'

Some respondents wanted more details regarding how the savings were made and how these numbers are reached. As well as which assets were to be sold off

Respondents worried about cuts to Health given the current circumstances, the ageing population and the need to recruit more medical staff

Some confusion as to 'Putting Children First' whilst also saving money in the Children and Housing sector

Some were sceptical of whether this section is truly made through cutbacks or whether it is an accounting exercise

Allocation by Minister	2021 (£)
Chief Minister	1,303,000
Council of Ministers	5,418,000
Minister for Children and Housing	555,000
Minister for Health and Social Services	5,000,000
Minister for Home Affairs	765,000
Minister for Infrastructure	4,500,000
Minister for Social Security	442,000
Minister for Treasury and Resources	1,280,000
Ministers for Infrastructure , Environment, EDTSC	750,000
<b>Grand Total</b>	<b>20,013,000</b>

# Efficiency savings

*"Last slide said we're spending more on infrastructure but now we're saving on it?"*

*"Putting children first but saving 500k on children and housing? Are we putting it in or taking it out?"*

*"Well selling off the crown jewels. Privatisation of existing government assets. Not going to be leasing a hospital are we?"*

*"Yeah taking a bit from here and a bit from there, they call it creative accounting"*

*"I want to see more numbers, how is it broken down, should use existing assets to make money too"*

*"How is it built up, is it over employment, inefficiencies, incompetence, change in how we do things, it's more how we reach these numbers"*

*"Again Health is taking a big hit. I know health workers and that'll be problematic"*

*"I'm more interested in improvement to services than services saving money"*

# Some terminology used was confusing

Respondents felt some terminology did not resonate with the average Jersey islander

'Strategic Priorities' perceived either 'Priorities' or 'Themes'

Respondents felt the figures stated in the plan are not at all accessible. Many of them didn't understand where the figures came from and found the tables confusing. 1 respondent even thought that the whole budget for 2021 was only £1 Million instead of £1 Billion

Most respondents were confused by the wording in regard to the specific efficiency savings plans, including plans in the Chief Operating Office and in Health. They did however prefer the use of 'Efficiency Savings' to 'Rebalancing' or 'Recovery Plan'

*"This [efficiency savings in Health] is all waffle, I don't understand what it means"*

*"Nice to see putting money into children but need to understand detail"*

*"I don't understand the Health one, it's all just words"*

*"This doesn't mean anything to me, very vague"*

# Some differences seen if respondents had participated in research last year on the Government plan, they were more aware and more tolerant of the spending

2 groups had not participated in Government Plan focus groups last year; whereas 1 group had participated in groups regarding the last year's Government Plan. There were some differences in awareness and overall attitudes from those who had participated before versus new respondents

Last year's participants were more welcoming of the headline figures and took the stance that the money needed to be spent to help us recover. Whereas this year only groups scrutinised the spending figures a lot more thoroughly

*"Seems a lot, is that what towns of 100'000 people in UK spend in a year? Seems astronomical!"*

*"It's expected, no surprise we're not going to be making money"*

Overall, last year group participants were a lot more aware of the new Government Plan with 75% of them being fully aware. The other groups were less aware and more confused regarding connection to previous plans and Island plans. Previous plan participants mentioned it was a revolving plan

Respondents had differing views on taxation. Previous research respondents suggested charging more GST on luxury items bought online, whereas this year's groups were not in favour of an increase in GST. **All groups suggested an increase on stamp duty for properties over a certain threshold**

*"I don't know, is there one? Again? Thought they've just done one?"*

*"Stamp duty needs to be more, should be a threshold though"*

# COVID-19 Impact

Overall perception that COVID has massively affected economy and wellbeing of islanders. Feeling that plan should take COVID impact into account. There were mixed views on whether it has

*"How can you put children first but have both parents work so hard to pay for housing during Covid"*

Some respondents felt the whole plan was COVID driven.

*"Plans are coming out just because of COVID"*

Some felt people were very interested in the Government at the moment due to COVID and this may raise awareness of this latest plan

Some respondents felt the plan was relying on COVID-19 to be dealt with soon. They felt that if not, the plan would not be accurate in terms of spending or income

*"Brings to mind if Covid is going to magically disappear?"*

*"That's incredible [headline figures] with the Covid situation and it might not go away soon"*

Last exercise completed was sentence completion:

*“The new Government Plan 2021-2024 would be so much better if....”*

*“Plan would be so much better if they focused on the core ideas and less on the monetary minutiae”*

*“It prioritised more environmental issues, focussed on community and proactive health”*

*“It included removing the policy development boards and integrated the work that they were doing...or not doing!”*

*“More clarity and transparency in terms of what cuts are to Health.  
Why Chief Office & Executive so heavily resourced - what do they actually do?  
Are the new super-rich and well paid paying their fair share?”*

*“The plan provided equality for all islanders”*

*“Less wordy and more accessible”*

*“There was comprehensive, digestible detail behind the efficiency savings data and clarity regarding the proposed additional £20m saving.”*

Last exercise completed was sentence completion:

*“The new Government Plan 2021-2024 would be so much better if....”*

*“Population control policy needs to be in place first”*

*“Bullet points, executive summary in plain English”*

*“Accountability (proper). How it will be spent vs. how it is measured. Population policy included. A whole States Assembly reform - because the current one just isn't working”*

*“It was written in a more accessible way / was more transparent and well published”*

*“The focus was on supporting and developing the economy, so that more income is generated to support the island. Not to spend significant funds to save some smaller amounts. There should be ways to save money without spending millions.”*

*“If expenditure on art and culture was put on hold and used instead on infrastructure like hospital, free masks and sanitisers.  
Spend more on housing to reduce rent for non-qualified residents.  
Spend more on transport for mutual accessibility.”*

# Conclusions



# Conclusions

- There was low awareness of new Government Plan 2021-2024 and a couple confused it with the Island Plan
- There was skepticism regarding the headline figures presented
- There was confusion regarding the income by year figures & varied trends over those years, some up and down, some reasonably static
- Strategic Priority expenditure figures raised questions; What is Vibrant Economy? Why is Modernising Government so high and for so long? What is Modernising Government? Why is Improve Wellbeing declining over the years? How will they Reduce Inequality and how will they measure it? Why are Protect our Environment figures so low, plus up and down?
- Challenges on spend by department figures, especially perceived high figures for Chief Operating Office and Office of the Chief Executive, plus versus Health and Community Services spend low and declining. Also many still not familiar with department names.
- Overall the proposed Arts, Heritage and Culture investment was perceived an important investment, as it helps increase islanders' wellbeing and upholds Jersey's identity
- Most agreed with borrowing versus using the 'rainy day fund'
- The Tax proposals were mostly agreed with, although it was felt that the rich could pay more. Suggested to increase Stamp Duty on properties over £2million

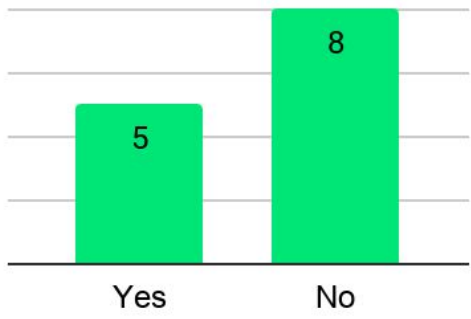
**QUESTIONS**



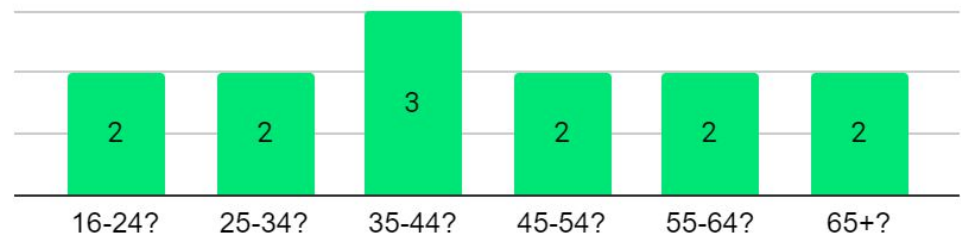
# Appendix

# Respondent demographics; Jersey born, age & Parish

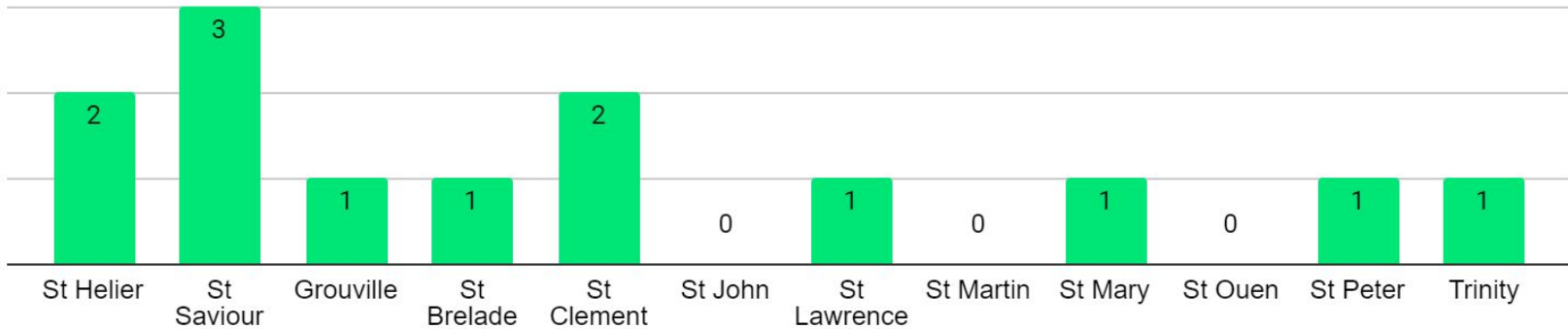
Were you born in Jersey?



Are you aged...?



Which Parish do you live in?



n=13

# Respondent demographics; income, employment & sector employed

Which of the following best describes your total annual household



n=13

Are you...

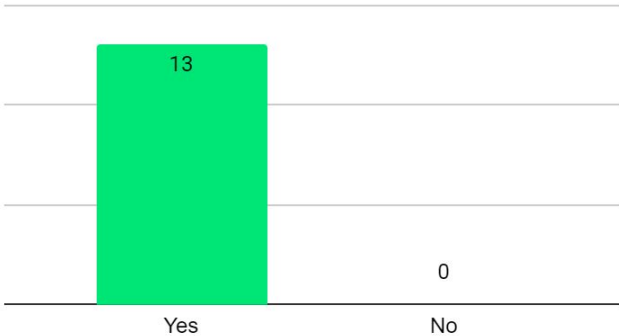


Which sector are you employed in ...?

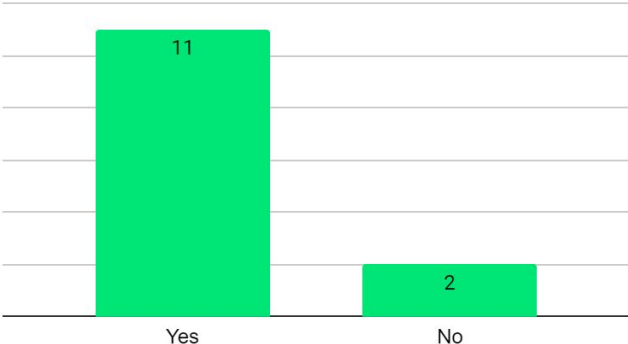


# Respondent demographics; Voting habits & political interest

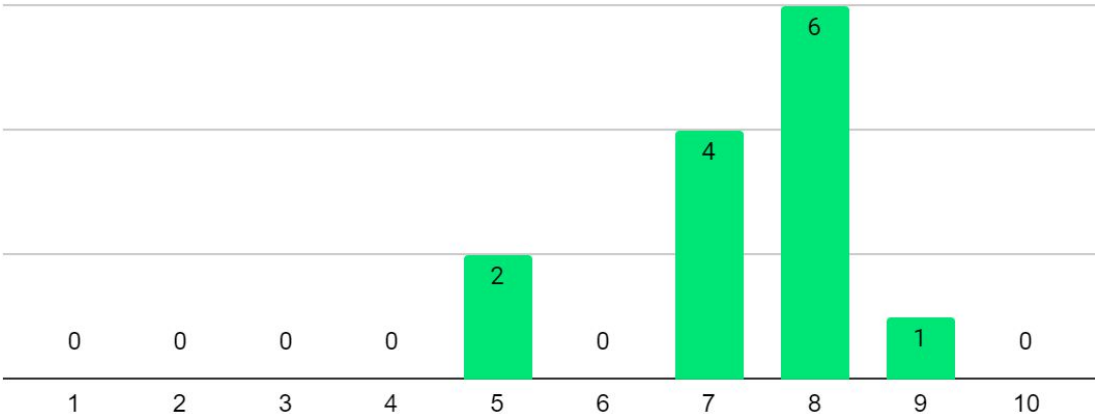
Are you a registered voter?



Did you vote in the 2018 election?



How would you score your level of political interest? Where 1 is none at all and 10 is very interested



n=13



1st Floor, 17 The Esplanade  
St Helier, Jersey  
JE2 3QA  
Tel: +44 (0) 1534 859300  
[www.4insight.info](http://www.4insight.info)